



Van trailers

Designed for the rough. Thought-out down to the last detail.

www.boeckmann.com



FIRST CLASS TRANSPORT





Designed for the rough. Thought-out down to the last detail.

The passion for innovative transport solutions has been our driving force for more than 60 years. With a clear goal: Our aim is to build trailers that will make your job easier and work, no matter what. Every day. That's why the development of Böckmann's van trailers once again focused on the needs of demanding private and professional users. And the following pages show the outcome of that process. We hope you will enjoy it!

Klaus Böckmann


Contents

Quality	04
Added values	06
Van trailers	08
Refrigerated trailers	14
Special constructions	18
Accessories	20
Technical specifications	23

Quality. Nothing done by halves.

No matter whether you need a reliable single-axle vehicle, a robust tandem model or a refrigerated trailer with perfect insulation – all Böckmann van trailers have impressive and innovative detailed solutions. The robust construction ensures a particularly long service life. Combined with the aerodynamic polyester roof, the sturdy box superstructure with plywood side walls or the reinforced jockey wheels provided as a standard feature – on all tandem models the van trailers are the ideal companions for all light and heavy transport tasks in everyday working life. See for yourself! Take a look at the following pages and then visit your local Böckmann partners. They will be pleased to help you – honestly and competently!





Added values. Van trailers.

From the solid steel rear portal for maximum stability through to the robust box superstructures with plywood side walls and the clever details: The robust, durable construction, solid workmanship and high-quality materials all evidence the original Böckmann quality.



Lashing rings

Up to 14 lashing rings permit optimum fixture of the load (number of lashing rings depends on the model and inside length, maximum tractive force of 250 daN).



Corner brackets and crossbeams

Aluminium corner brackets (01) bolted and riveted to the frame as well as full-length steel crossbeams (02) ensure a high level of torsional strength.




V-drawbar

V-drawbar bolted directly to the frame and a bolted chassis – for outstanding ease of maintenance and service friendliness (V-drawbar standard on tandem and single-axle models with an interior width of 1500 mm).




Sturdy rear portal and large interior height

Solid and galvanised steel rear portal ensures optimum stability for high loads. Interior heights of up to 2020 mm (KT models up to 2020 mm, KK models up to 2000 mm, KH models up to 1970 mm, KT-P models up to 1870 mm; illustration shows KT model) ensure comfortable transport and sufficient space.




Door seals and sealing

Interior and exterior rubber seals on the doors and sealing of the entire superstructure provide protection against moisture.



Powerful cooling unit and heavy-duty automatic jockey wheel.

The high-quality cooling unit ensures fast cooling of the load (01), the metal-clad sandwich construction (02) ensures optimum insulation. A heavy-duty automatic jockey wheel (03) ensures that the trailer stands firmly and also enables fast cranking, max. load 500 kg (KK models).



New rattle-free and countersunk lashing shackles system.

The new, innovative Böckmann lashing shackles system is spring-loaded, rattle-free, easy to lock and disappears into the floor when not in use (KH series, maximum tractive force of 500 daN, six brackets up to a length of 4140 mm, eight brackets up to a length of 5100 mm).



Lockable hinged door

1-wing or 2-wing door (depending on internal height and width), with solid espagnolette lock made of square aluminium tube and robust plastic handle.



Aerodynamic roof

The van trailers of the KT-P series are equipped as standard with an aerodynamic roof for lower fuel consumption due to their very low air resistance. The multi-bonded, plastic-coated plywood superstructure is available in white, grey or anthracite.

Highlights of the basic version. Low-bed van trailers.

With either a stylish polyester roof or an aerodynamic roof for lower fuel consumption – our van trailers combine highest functionality, first-class quality and ideal driving comfort to create long-lasting transport solutions in a class of their own.

Overview of model variants

L x W x H inside dimensions (mm)	Total weight (kg)
2100 x 1320 x 1520	750/1350
2510 x 1320 x 1520/1820	1350/1500/2000
2510 x 1520 x 1870	1350/1500/2000/2700
2515 x 1320 x 1520	1350/1500/2000
2515 x 1320 x 2020	1350/2000
3012 x 1520 x 1570	1350/1500
3012 x 1520 x 1870	1350/1500/2000/2700
3010 x 1520 x 1520	1350/1500
3010 x 1520 x 1820	1350/1500/2000/2700
3010 x 1520 x 2020	1350/2000/2700
4000 x 1850 x 1820/2020	2700/3000

Additional basic versions are shown on the following pages.
Further Technical details can be found in the tables on page 23.
Trailers shown may include special accessories.

Stylish polyester roof

The protective polyester roof keeps moisture and humidity out effectively.

Solid aluminium hinges

can withstand even the heaviest loads.

Plywood superstructure

Multi-bonded, laminated construction, white or grey plywood sidewalls – robust, weather-resistant and colour-fast. Can be covered with high-quality special film for your advertising messages.

High-quality tyres

for maximum driving comfort.



Illustration shows **KT 3015**,
braked with automatic jockey wheel.



Aerodynamic roof

The van trailers of the KT-P series are equipped with an aerodynamic roof for less fuel consumption.

Interior lighting

ensures good illumination even at dusk or at night.

Anchor rails

Anchor rails and shut-off bars are available as accessories.

Seals

Interior and exterior double lip profiles on the doors and sealing of the entire superstructure provide protection against moisture.

Loading ramp

A loading ramp instead of a hinged door is available as an accessory.

Plywood superstructure

Multi-bonded, laminated superstructure, available with white, grey or anthracite plywood sidewalls (only KT-P models) – robust, weather-resistant and colour-fast. Can be covered with high-quality special film for your advertising messages.

Illustration shows **KT-P 3015/20 M**, braked with automatic jockey wheel, accessories: sliding supports.

Highlights of the basic version. High-bed van trailers.

Made for the biggest jobs: Our robust van trailers of the KH series have an impressive loading volume of up to 2.7 m³, a multi-bonded, laminated plywood superstructure and first-class tyres for safe driving comfort. The high-quality frame construction and solid aluminium hinges can withstand even the heaviest loads. All models of our KH series are optionally available with 13" tyres to lower the loading height and make loading and unloading as easy as possible.

Overview of model variants

L x W x H inside dimensions (mm)	Total weight (kg)
3200 x 1760 x 1970	2000/2700
4100 x 2060 x 1970	2700/3000/3500
5100 x 2060 x 1970	2700/3000/3500

Additional basic versions are shown on the following pages.
Further Technical details can be found in the tables on page 23.
Trailers shown may include special accessories.

Solid aluminium hinges

can withstand even the heaviest loads.

Plywood superstructure

Multi-bonded, laminated superstructure, white plywood sidewalls – robust, weather-resistant and colour-fast. Can be covered with high-quality special film for your advertising messages

High-quality tyres

for maximum driving comfort, also available in 14" (KH series) – or 13" version (KH-F series).





Robust frame construction

made of aluminium double web profile.

Manoeuvring handles

Two strong manoeuvring handles make manoeuvring easier.

Solid, automatic jockey wheel

ensures that the trailer stands firmly
and also enables fast cranking.

Illustration shows **KH 4121/27 F**, braked,
accessories: heavy-duty automatic jockey wheel.

Basic equipment. Van trailers.



Maintenance-free rubber spring axle with independent wheel suspension
for long-term, excellent suspension comfort.



Manoeuvring handles
Two strong handles make manoeuvring easier.



Interior height:
1520 mm

Interior height:
KT-M series 1820 mm
KT-H series 2020 mm
KH series 1970 mm

High interior height

Depending on the relevant transport task, van trailers are available with an interior height of 1520, 1820 or 2020 mm (KT series) 1560 mm, 1860 mm (KT-P series) as well as 1970 mm (KH series). All models with a width of 1320 mm (opening width of 1245 mm) and an interior height of 1520 mm are fitted with single wing door, all models with an interior height from 1520 to 2020 mm and a width from 1500 mm (opening width of 1445 mm) are fitted with a double wing door.



Sturdy light carriers

The sturdy light carrier protects the lighting from damage.



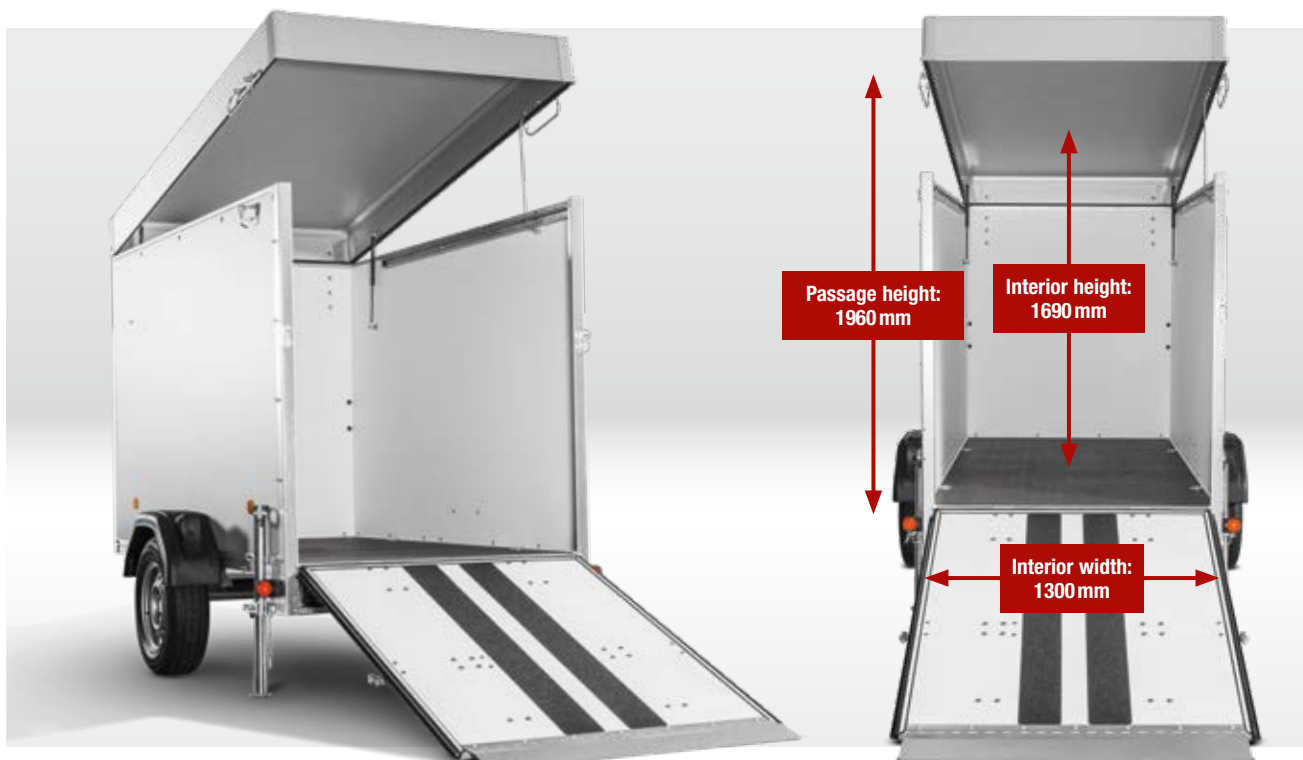
Full-length screen-printed floor board

for a durable, bolted and non-slip loading platform, multi-bonded and sealed.



Prepared rail shafts

The van trailers of the KH-series are prepared for receiving drive-on rails. This makes retrofitting easy.



Aluminium cover, hinged at top

The compact, single-axle van trailer KT 2513/135 K with the hinged aluminium cover and anti-slip loading ramp ensures convenient loading and loading without having to bend. This compact model is therefore especially suitable for transporting vehicles of all kinds such as motorcycles, quads or ride-on lawn mowers.



Solid, automatic jockey wheel

ensures that the trailer stands firmly and also enables fast cranking (single-axle models with sturdy jockey wheel).

Configure online now:
www.boeckmann.com



Highlights of the basic version. Refrigerated trailers.

As a mobile cold store for weekly markets or events the refrigerated trailer is the ideal companion. The innovative sandwich construction means that no energy is lost and the optimum insulation ensures that your goods always stay fresh. The solid workmanship and well thought-out details such as the heavy-duty automatic jockey wheel guarantee a high degree of stability and that the trailer stands firmly.

Overview of model variants

L x W x H inside dimensions (mm)	Total weight (kg)
2470 x 1270 x 1500	1350/1500
2470 x 1270 x 2000	1500
2970 x 1470 x 2000	2000/2700
2970 x 1820 x 2000	2000/2700

Additional basic versions are shown on the following pages.
Further Technical details can be found in the tables on page 23.
Trailers shown may include special accessories.

Robust frame construction

made of aluminium double web profile.

Individual lettering

for your logo and advertising with a high-quality special adhesive foil (accessory).

Double wing door

with espagnolette lock, solid hinges, ergonomic handle and rubber seals.

Telescopic crank supports

at rear, bolted to frame.





Powerful cooling unit

for fast cooling of the load.

Sandwich construction

metal-clad and 40 mm thick –
for optimum insulation.

Manoeuvring handles

Two strong manoeuvring handles
make manoeuvring easier.

Heavy-duty automatic jockey wheel

ensures that the trailer stands firmly and also
enables fast cranking (max. load 500 kg).

Illustration shows **KK 3018**,
braked, with heavy-duty
automatic jockey wheel.

Basic equipment.

Refrigerated trailers.

Our refrigerated trailers are the ideal companions when it comes to the safe transport and refrigeration of goods. Designed especially for food transport, the insulated floor with aluminium chequer plate provides additional insulation.



Cooling unit

The cooling unit, which can be switched on and off, is designed for a temperature range of +5°C to +10°C. Additional features include temperature control, high-performance evaporator and 230 volt power supply.



Robust chassis construction and heavy-duty automatic jockey wheel.

The refrigerated trailer construction is designed for high loads. It is made of a torsion-resistant and galvanised base frame with solid and bolted steel profile bridge as well as a maintenance-free rubber spring axle with independent wheel suspension. It is also particularly service-friendly. The heavy-duty automatic jockey wheel ensures not only a safe stand, but also a fast and comfortable cranking (max. load 500 kg).



Insulated floor (accessory)

The optionally available insulated floor with aluminium chequer plate provides additional insulation for refrigerated trailer models which are used for transporting chilled goods, such as beverages or food.



Metal-clad sandwich construction

reduces cooling loss to a minimum with a 40 mm thick superstructure. The outer skin is metal-clad and extremely weather-resistant, water-repellent and colour-fast.



Front and side walls with aluminium chequer plate

As the front and side walls are fitted with aluminium chequer plate (approx. 250 mm high), even extreme impact does not have any effect.



Robust door construction

The robust door construction with espagnolette lock and the solid hinges with rubber seals ensure optimum stowage of your goods.



Telescopic crank supports

The telescopic rear crank supports are bolted to the frame and therefore ensure that the trailer stands firmly.

Configure online now:
www.boeckmann.com



Special constructions. Van trailers.

We design your personal sales trailer with you:
With individually planned opening flaps, attractive canvas systems, extraordinary paintings and eye-catching letterings that can be applied according to your specifications.
Your Böckmann partners will be pleased to help you!



01



Opening flaps and canvas systems

We work with you to design your personal bestseller.



02



03



04

Customised solutions

The individual hinged flaps can be fitted individually to your specifications (01), e.g. a fire extinguisher compartment (02), special box superstructures (03) and door designs (04) are possible.



Paintings and letterings*

We offer special decoration of your van trailer in line with your personal specifications and wishes.

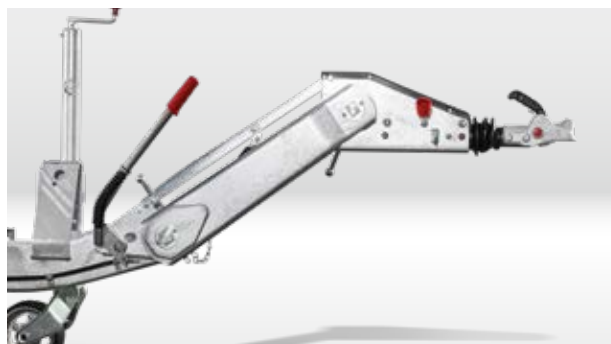
* Plywood sidewalls (except refrigerated trailers) can only be covered with special adhesive foil. Your Böckmann partners will be pleased to help you!
When designing trailers, the cut-outs required for objects such as door handles, lighting fixtures, handles, mudguards etc. must be taken into account.

Learn more now:
www.boeckmann.com



Accessories. Original Böckmann.

The original Böckmann range of accessories offers a wide variety of options to equip every van trailer model to meet your individual needs. Further accessories can be viewed online – or simply contact your local Böckmann partners.




Height-adjustable overrun device

The trailer can also be equipped with a height-adjustable overrun device and can then be used with a tractor or a lorry towing vehicle.




Additional door

An additional door can be included either at the front or on the side upon request. This also gives you quick access to the loading area.



Loading ramp

A loading ramp (with lifting device and throw-over plate) can be fitted instead of a hinged door. We have three different surface options on offer to ensure non-slip and convenient loading. Aluminium chequer plate (01), rubber coating (02) or silicone coating (03).




Loading rails

Loading vehicles is easy with the original Böckmann aluminium loading rails (01). The load capacity is 2000, 2400 or 2700kg per pair. Every model can also be equipped with original Böckmann motorcycle rails (02). Please always observe the permissible total weight or payload of your trailer when loading. We recommend using the loading rails in conjunction with supports.



Step

A step made of aluminium chequer plate can also be fitted on the V-tow bar or at the rear for safe access, for example for reaching the cooling unit or a flap.



Supports

Opt for extending sliding supports (01, KT series) or for swivelling and unscrewable telescopic crank supports (02).



Countersunk lashing rings

for safe lashing of the load (maximum tractive force 250 daN).



Opening flap

The models of the KH and KT series (except KTP models) can be equipped with an opening flap and shock absorbers.



Anchor rail and shut-off bars

The shut-off bars (01) can be individually adapted to the transported goods with an anchor rail (02).

Accessories.

At a glance.



	KT series						KT-P series		KH series			KK series		
	2113	2513	2513 K	3015	3015 M/H	4018	2513	3015	3218	4121	5121	2513	3015	3018
Wheel shock absorbers	●	●	●	●	●	●	●	●	●	●	●	●	●	●
Tow bar extension (1.75 m/2 m)	×	×	×	×	×	×	×	×	×	●	●	×	×	×
Height-adjustable tow bar (from 2.7 t total weight)	×	×	×	×	×	×	×	×	●	●	●	×	×	×
Spare wheels and holders	●	●	●	●	●	●	●	●	●	●	●	●	●	●
Aluminium chequer plate on floor	●	●	●	●	●	●	●	●	●	●	●	●	●	●
Galvanised sheet steel on the floor	●	●	●	●	●	●	●	●	●	●	●	●	●	●
Opening flap	●	●	●	●	●	●	×	×	●	●	●	×	×	×
Door at side or front ¹	●	●	×	●	●	●	●	●	●	●	●	●	●	●
Double wing door with espagnolette lock ^{1,2}	●	●	×	✓	✓	✓	●	✓	✓	✓	✓	✓	✓	✓
Insulated floor with aluminium chequer plate	×	×	×	×	×	×	×	×	×	×	×	●	●	●
Anchor rail	●	●	●	●	●	●	●	●	●	●	●	●	●	●
Shut-off bar	●	●	●	●	●	●	●	●	●	●	●	●	●	●
Coat hanger bar	●	●	●	●	●	●	●	●	●	●	●	×	×	×
Countersunk lashing rings	●	●	●	●	●	●	●	●	●	●	●	●	●	●
Steel loading rails, stowable	×	●	×	●	●	●	●	●	●	●	●	●	●	●
Aluminium loading rails, stowable	×	●	×	●	●	●	●	●	●	●	●	●	●	●
Steel or aluminium loading rails secured on the inside of the side wall or unmounted	●	●	●	●	●	●	●	●	●	●	●	●	●	●
Loading ramp instead of hinged door, incl. lifting device and throw-over plate (recommendation: additional aluminium chequer plate, silicone coating or rubber coating) ³	×	●	✓	●	●	●	●	●	●	●	●	●	●	●
Motorcycle rails	●	●	●	●	●	●	●	●	●	●	●	●	●	●
Cycle stand rail with bracket (not suitable for e-bikes)	●	●	●	●	●	●	●	●	●	●	●	●	●	●
Telescopic crank supports at rear ⁴	×	●	●	●	●	●	●	●	●	●	●	✓	✓	✓
Sliding supports	●	●	✓	●	●	●	●	●	×	×	×	●	●	●
Jockey wheel ⁵	✓	✓	✓	✓	×	×	✓	✓	×	×	×	×	×	×
Solid, automatic jockey wheel	●	●	●	●	✓	✓	●	●	✓	✓	✓	×	×	×
Heavy-duty automatic jockey wheel (max. load 500 kg)	×	×	×	×	×	×	×	×	●	●	●	✓	✓	✓

¹⁾ Models with an internal height of 1520 mm and a width of up to 1300 mm are fitted with a single wing door – all others with double wing door

²⁾ Door only possible at the side

³⁾ The loading ramp is made of solid plywood

⁴⁾ Telescopic crank supports not possible on the tandem models due to their design

⁵⁾ All single-axle models are equipped as standard with a jockey wheel, all tandem models are equipped with a solid automatic jockey wheel as a standard feature

Technical specifications.

KT series

Plywood van trailers, low-bed

Model	Superstructure dimensions			Passage height in mm	Passage width in mm	Total weight in kg	Payload in kg
	Length in mm	Width in mm	Height in mm				
KT 2113/75*	2100	1300	1520	1445	1245	750	486
KT 2113/135*	2100	1300	1520	1445	1245	1350	1067
KT 2513/135* /15*	2515	1300	1520	1445	1245	1350/1500	1004/1142
KT 2513/135 K*	2515	1300	1690	1445**	1240	1350	870
KT 2513/135 H*	2515	1300	2020	1945	1245	1350	967
KT 2513/20*	2515	1300	1520	1445	1245	2000	1515
KT 2513/20 H*	2515	1300	2020	1945	1245	2000	1484
KT 3015/135* /15*	3015	1500	1520	1445	1445	1350/1500	890/1020
KT 3015/135 M* /15 M*	3015	1500	1820	1745	1445	1350/1500	860/1005
KT 3015/135 H* /15 H	3015	1500	2020	1945	1445	1350/1500	830/980
KT 3015/20 M* /27 M*	3015	1500	1820	1745	1445	2000/2700	1437/2105
KT 3015/20 H* /27 H*	3015	1500	2020	1945	1445	2000/2700	1394/2089
KT 4018/27 M* /30 M*	4000	1850	1820	1745	1795	2700/3000	1898/2110
KT 4018/27 H* /30 H*	4000	1850	2020	1945	1795	2700/3000	1788/2079

KH series

Plywood van trailers, high-bed

KH 3218/20* /27*	3200	1760	1970	1940	1680	2000/2700	1149/1835
KH 3218/20 F* /27* F	3200	1760	1970	1940	1680	2000/2700	1143/1833
KH 4121/27* /30* /35*	4100	2060	1970	1940	1980	2700/3000/3500	1654/1939/2410
KH 4121/27 F* /30 F* /35 F*	4100	2060	1970	1940	1980	2700/3000/3500	1696/1953/2469
KH 5121/27* /30* /35*	5100	2060	1970	1940	1980	2700/3000/3500	1437/1723/2253
KH 5121/27 F* /30 F* /35 F*	5100	2060	1970	1940	1980	2700/3000/3500	1445/1736/2262

KT-P series

Aerodynamic van trailers, low-bed

KT-P 2513/135* /15*	2510	1320	1560	1445	1245	1350/1500	987/1117
KT-P 2513/20*	2510	1320	1560	1445	1245	2000	1504
KT-P 2513/135 M* /15 M*	2510	1320	1860	1745	1245	1350/1500	967/1097
KT-P 2513/20 M*	2510	1320	1860	1745	1245	2000	1484
KT-P 3015/135* /15*	3010	1520	1570	1445	1445	1350/1500	890/1020
KT-P 3015/135 M* /15 M*	3010	1520	1870	1745	1445	1350/1500	860/1005
KT-P 3015/20 M* /27 M*	3010	1520	1870	1745	1445	2000/2700	1436/2105

KK series

Refrigerated trailers, low-bed

KK 2513/135 /15	2470	1270	1500	1480	1235	1350/1500	936/1070
KK 2513/15 H	2470	1270	2000	1980	1235	1500	1020
KK 3015/20 H /27 H	2970	1470	2000	1980	1435	2000/2700	1365/2045
KK 3018/20 /27	2970	1820	2000	1980	1785	2000/2700	1284/1984

* Plywood box only suitable for special adhesive foil. Your Böckmann partners will be pleased to help you!

** Passage height when aluminium cover is open. The passage height when the aluminium cover is closed is 1445 mm.

Changes to design and equipment reserved. The unladen weight (basic weight) is increased when accessories are added. The payload is reduced as a result. Weights and dimensions approximate, changes possible with options, some illustrations in this brochure show versions with accessories. Please refer to our price list for a full catalogue of accessories. Your Böckmann partners will be pleased to help you – honestly and competently!

Your local Böckmann partner looks forward to meeting you:



FIRST CLASS TRANSPORT